

2025 Quick-Start Guide

# Ford Pro™ Telematics with Asset Tracking



# Keep Your Assets Where They Belong

## Vehicles are just one of many operational elements that fleets manage.

Commercial businesses also have expensive and/or critical on-the-go assets such as trailers, equipment and valuable tools – items that can not only be stolen but also accidentally left at the wrong worksite or customer location, resulting in costly replacements and lost work time. And monitoring static assets in a remote area can be challenging, leading to unnecessary truck rolls. You can help mitigate these risks by adding the available Asset Tracking feature to your Ford Pro™ Telematics<sup>1</sup> subscription. **Ford Pro Telematics with Asset Tracking** is a hardware/software solution that can assist your fleet with monitoring key assets so that your business can keep its focus on productivity. And since it's built into Ford Pro Telematics, you can quickly track both vehicles and assets at a glance, no matter where you – or they – are.

This guide is designed to walk you through setting up Asset Tracking in Ford Pro Telematics in simple steps, so you can get up and running quickly. You'll learn how to:

- Understand Asset Tracking
- Link Asset Trackers to Your Equipment
- Find and View Data

1. Available on vehicles with embedded modem or equipped with approved plug-in device (PID). May require modem activation. Ford Telematics and Ford Data Services require a purchased subscription. Terms and conditions apply. Telematics service and features, and access to vehicle data, depend on subscription and compatible cellular network availability. Evolving technology/cellular networks/vehicle capability may limit functionality and prevent operation of connected features. An additional subscription is required for activation of Ford Pro Telematics with Asset Tracking. Terms and conditions apply.




# Understand Asset Tracking

## Hardware and software that works hand in hand.

Asset trackers are GPS- and connectivity-enabled devices that can be attached to physical assets to provide location data to end users like fleet managers. These devices transmit data through low-power cellular networks to the supplier's cloud system, which is then shared out through available Ford Pro™ Telematics software. Subscribers can access Ford Pro Telematics through the Marketplace at FordPro.com.

Ford Pro Telematics with Asset Tracking can use available battery-powered, solar-powered or wired asset tracking devices. All devices have sensors that provide battery level and motion/impact data. Each device also has GPS that requires direct line-of-sight mounting as well as indoor/outdoor tracking that looks for available Wi-Fi® networks. They're easy to install and set up – please see our individual hardware installation guide for each asset tracker device type.



# Link Asset Trackers to Your Equipment

Once your asset tracker devices – battery-powered, solar-powered or wired – have been shipped, they will be activated and viewable on your Ford Pro™ Admin page, in the Equipment section.

To start using your asset tracker you must first add your equipment and then link it to an asset tracker. See the steps below:

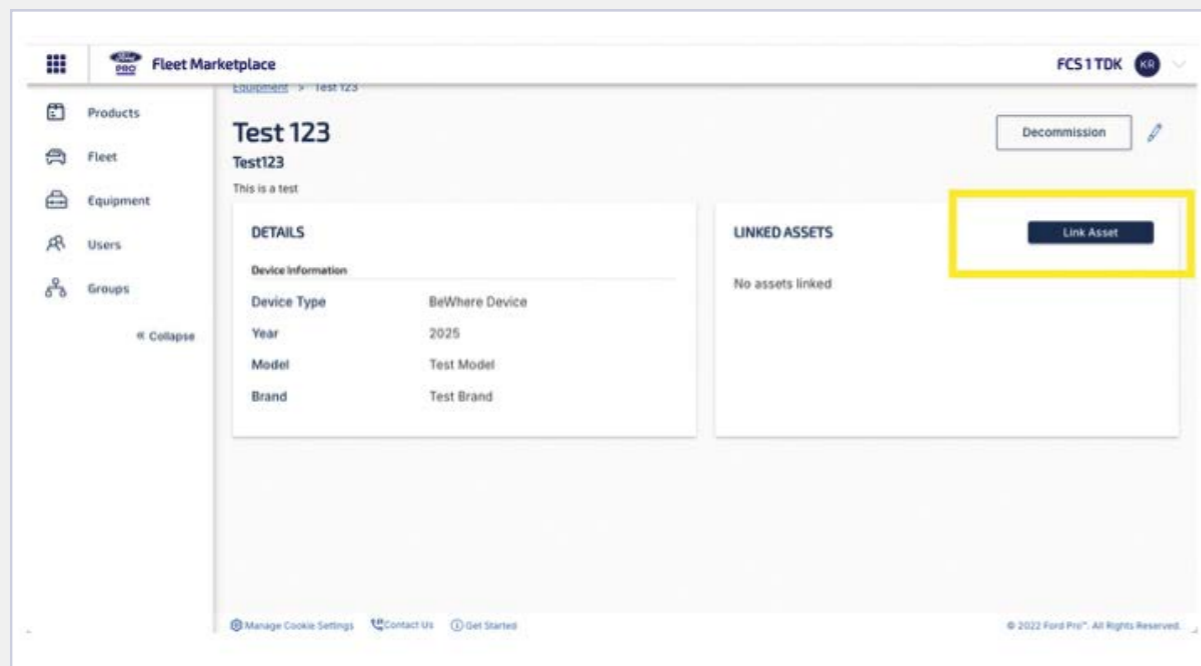
## First, add the equipment to be tracked to your Ford Pro account:

1. Log in to your Ford Pro account
2. Click on **Admin** in the upper-right corner of the page
3. Choose **Equipment** from the menu on the left side
4. Click on the **Add Equipment** button
5. Select **Equipment Type** from the drop-down menu
6. Fill out the equipment information and press **Add Equipment**

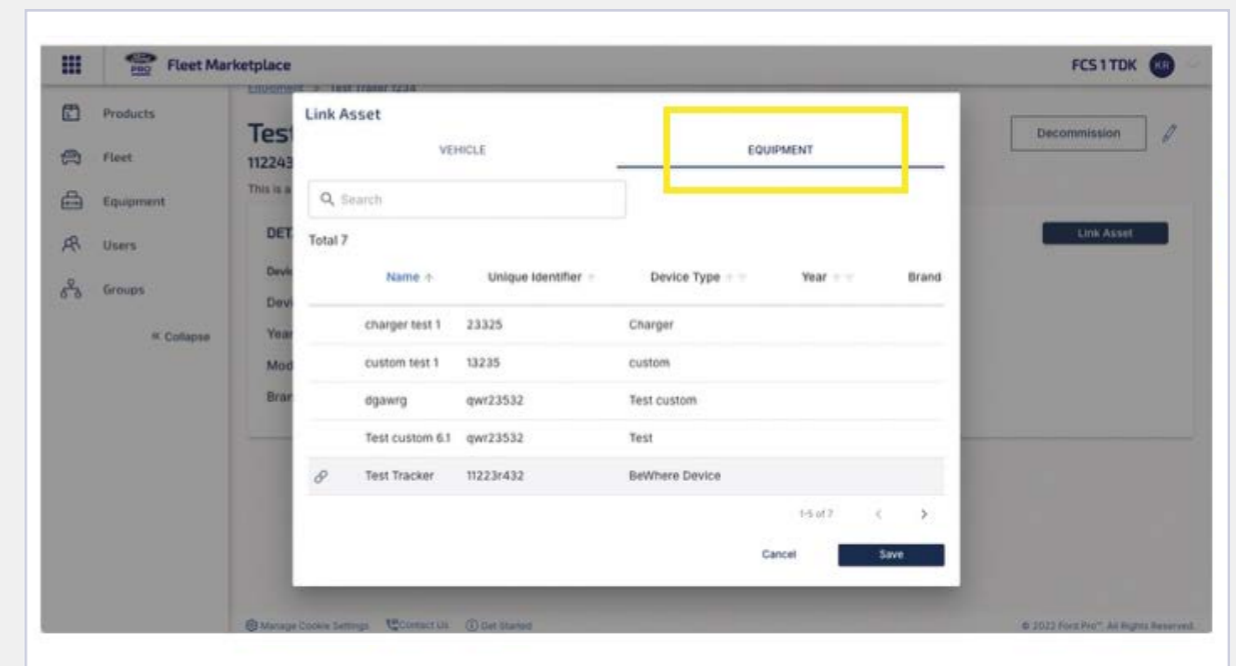
## Then link the equipment to be tracked to an asset tracker:

1. Click on the name of the equipment you want to connect to an asset tracker and the **Equipment Details** page will open
2. Click on the **Link Asset** button
3. From the Link Asset pop-up window, choose the **Equipment** tab, select the asset tracker to link to your equipment, then click on **Save**

It could take up to 24 hours for the equipment with the asset tracker to show up in your Ford Pro Telematics Live Map, depending on the ping rate of the tracker.



Ford Pro Admin Equipment Details Page



Ford Pro Admin Links Asset Page

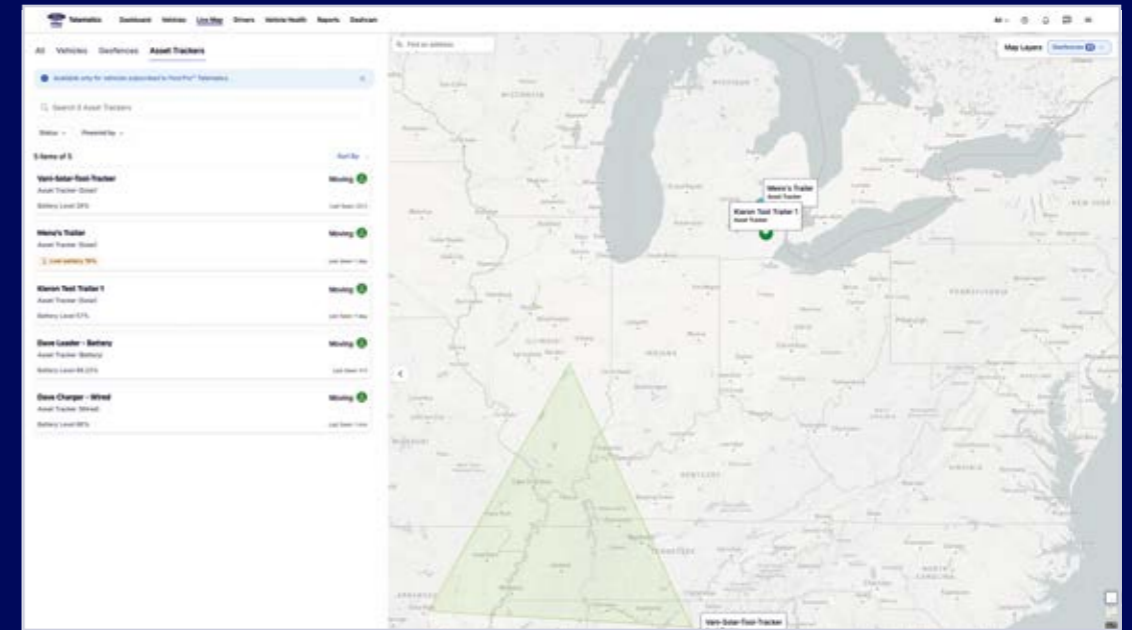
# Find and View Data

## Monitor and analyze across your business needs.

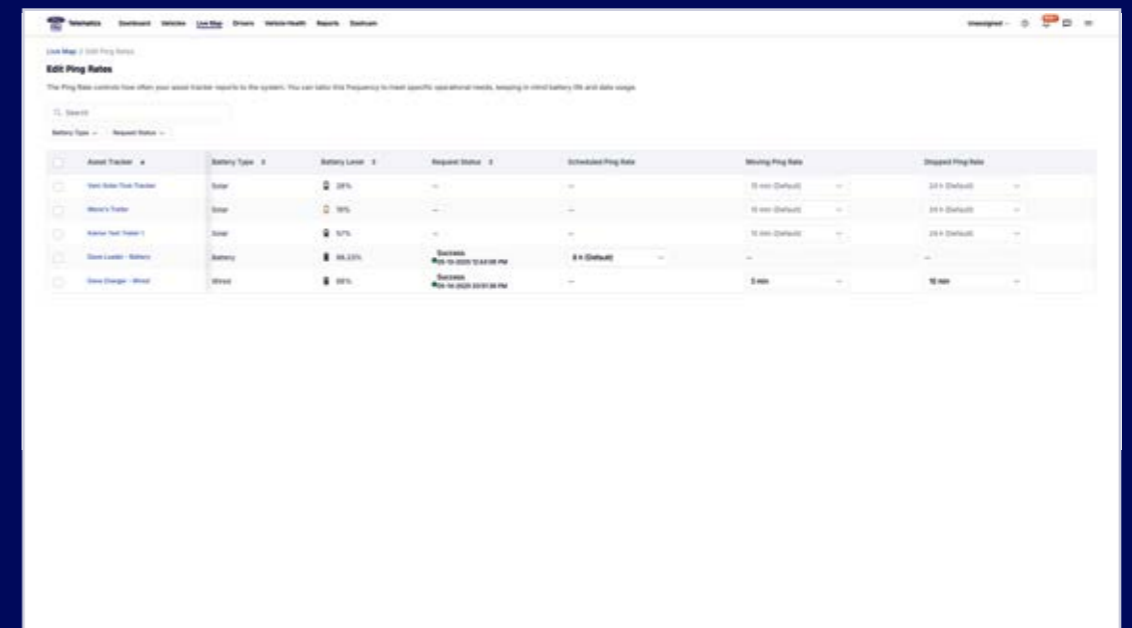
After you've linked an asset tracker to your fleet equipment, you'll be able to monitor your assets on the Ford Pro™ Telematics Live Map tab. Elements tracked include:

- Asset location
- Tracker type
- Battery status
- Last seen
- Ping frequency
- Signal strength

You can also generate reports for last locations of trackers, set notifications for geofence entry and exit, and adjust the ping rate for stopped and moving assets.



Locate asset trackers on the Live Map, alongside other fleet assets. Quickly identify tracker location, tracker type, battery level and status (moving or stopped), as well as the last time the tracker pinged an update.



The ping rate type controls how often the asset trackers report to the system and can be tailored to meet specific operational needs.

# Need More Support? We've Got It!

Scan



Data Rates May Apply

Reach out by email or phone.

**Email**

[Telematics@FordPro.com](mailto:Telematics@FordPro.com)

**Call**

800-34-FLEET (800-34-5338)

---

FordPro.com  
1-800-34-FLEET

Wi-Fi® is a registered trademark of the Wi-Fi Alliance®.

©2025 Ford Motor Company. Ford Pro is a trademark of Ford or its affiliates.  
All rights reserved. FPJA21

